

HAGA CLIC AQUÍ

THE SCHOOL DISTRICT OF OSCEOLA COUNTY, FLORIDA

CHOICE

EDUCATIONAL CHOICES AND INNOVATION DEPARTMENT

CONDADO DE OSCEOLA ESCUELAS DE SELECCIÓN GUÍA DE SOLICITUD EN LÍNEA



CHOICE SCHOOLS

Como distrito de Selección Educativa, el Distrito Escolar del Condado de Osceola ofrece programas de selección innovadores desde KG hasta el Grado 12. Nuestro objetivo es promover opciones educativas centradas en los intereses, talentos y habilidades únicas de los estudiantes. Exhortamos a los estudiantes a aplicar todo el año a la escuela que mejor satisfaga sus necesidades.

Las familias pueden presentar su solicitud visitando www.myosceolachoice.school or www.osceolaschools.net/choice.

Guía rápida de cómo aplicar

IMPORTANTE: Tenga todos los documentos legales, como el certificado de nacimiento del estudiante y su identificación con foto, accesibles.

- Lea las instrucciones cuidadosamente y tomese su tiempo para completar la solicitud.
- Anote sus credenciales de inicio (usuario y contraseña).
- Complete las 12 páginas, incluyendo las páginas de certificación y firma.
- Recibirá un correo electrónico para confirmar que la cuenta del portal de padres fue creada exitosamente.
- Después de crear su cuenta, complete la aplicación de programas de selección accediendo al portal principal.
- Verifique toda la información de contacto en la parte superior de la aplicación de programas de selección.
- Seleccione su prioridad y cargue la documentación de respaldo, si corresponde.
- Seleccione hasta dos (2) escuelas y programas de selección.
- El incumplimiento de cualquier requisito puede resultar en la eliminación del proceso de selección.

Welcome to the Osceola County Schools - Focus Parent Portal Registration.



The Focus Parent Portal is a tool designed to enhance communication and involvement for you in your child's education.

This portal will allow you to monitor your child's progress in school by providing timely access to both assignments and grades that are entered by the teacher throughout the grading period. This communication tool will improve your ability to assist your child and to communicate with the teacher if necessary.

After creating your Parent Portal Account, you have four options to choose from:

- Enroll a new, not previously enrolled student.
- If you do not know your enrolled child's Student ID number, you cannot link to the child from home. You will need to visit your child's school and bring along a valid Driver's License or a government-issued photo ID.
- If your enrolled child's social security number is on file with the school district and you know your child's Student ID number, you can link to the child from home.
- If you know your child's Student ID number, but your child's SSN is not on file with the district or you are not willing to provide the last four digits of your child's Social Security Number, you can link to the child at this time, but will need to visit the school to activate your account.

I DO NOT have an Account
Registered on the Parent Portal

I have an Account Registered on
the Parent Portal but would like to
ADD A CHILD

I have Forgotten My Password and
would like to generate a new one

Haga clic aquí para crear/actualizar
su cuenta de portal de padres de
Focus en español

Klike isit la pou kreye/aktyalize kont
Pòtay Focus pou Paran yo nan lang
kreyòl ayisyen

Clique aqui para criar/atualizar sua
conta em português brasileiro no
Focus Parent Portal



Bienvenidos al Osceola County Schools para el registro de Padres.



El Portal para padres es una herramienta diseñada para mejorar la comunicación y la participación para usted en la educación de su hijo.

Este portal le permitirá monitorear el progreso de su hijo en la escuela, mediante el acceso oportuno a tareas y calificaciones que introduce el profesor a lo largo del período de calificaciones. Esta herramienta de comunicación va a mejorar su capacidad para ayudar a su hijo, y de comunicarse con el profesor si es necesario.

After creating your Portal para padres Account, you have four options to choose from:

- Enroll a new, not previously enrolled student.
- If you do not know your enrolled child's Student ID number, you cannot link to the child from home. You will need to visit your child's school and bring along a valid Driver's License or a government-issued photo ID.
- If your enrolled child's social security number is on file with the school district and you know your child's Student ID number, you can link to the child from home.
- If you know your child's Student ID number, but your child's SSN is not on file with the district or you are not willing to provide the last four digits of your child's Social Security Number, you can link to the child at this time, but will need to visit the school to activate your account.

No tengo una cuenta registrada en el Portal de Padres




Tengo una cuenta en el Portal de Padres, pero me gustaría AÑADIR UN NIÑO

He olvidado mi contraseña y me gustaría para generar una nueva

[Go back to the English site](#)

Por favor escriba su nombre exactamente como aparece en su licencia de manejo y proporcione una dirección de correo electrónico válida:

Primer Nombre del Padre/Tutor: (Se Requiere)
Apellido del Padre/Tutor: (Se Requiere)
Dirección de Correo Electrónico: (Se Requiere)
Cree una Contraseña: (Mínimo 8 caracteres)
Vuelva a escribir la Contraseña: (Se Requiere)

I'm not a robot 
reCAPTCHA
Privacy - Terms


Enviar 

Ingrese la información en los campos requeridos y haga clic en *Enviar*

Students

You do not have any linked students at this time.

I would like to ADD A CHILD who is already enrolled.

I would like to APPLY FOR ENROLLMENT for a new child. 

I am FINISHED adding students. Please take me to the Portal.

Si su hijo es un nuevo estudiante en el Condado de Osceola, haga clic en la opción central.



Apply for Enrollment

School District of Osceola County

[Return to the Parent Portal Registration](#)

Application for New Students

Continue Application

All fields marked with an asterisk (*) are required.

Student's First Name*	<input type="text"/>
Student's Last Name*	<input type="text"/>
Student's Birthdate*	<input type="text"/>
Language*	English [EN] ▼
Form Type*	New Enrollment App ▼

Begin Application



Ingresa los datos en los campos
requeridos y de clic en
Iniciar Aplicación



Apply for Enrollment

New Enrollment App
One, Test

Page 1 / 12

Welcome to The School District of Osceola County Online Application

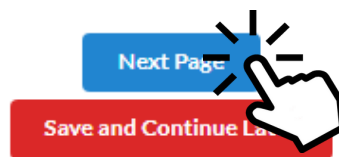
Directions:

- This form should be completed on a tablet or laptop. It should not be completed on a phone.
- Please complete the entire form.
- Only use Firefox or Chrome browsers. The online application will not work in Internet Explorer.
- Please enter information carefully and accurately. Use legal names as they appear on the student's birth certificate and complete each item. Please record student ID # for future use when it appears on the enrollment form.
- Required fields are marked with a red asterisk (*). You will not be able to continue to the next page until the required fields are complete.
- After completing each page, click the Next Page button at the bottom of each page to continue to the next section of the application. If you need to return to a previous section of the application, use the Previous Page button at the bottom of each page.
- You can use the "Save and Continue Later" button to save your application. You can then log out and return to complete the application at a later time. When you return to the application site, use the "Existing or Returning Student/Saved Application" tab on the application login site. Enter the username and password you used to create the application to login and return to your saved application.
- At the end of this document, you will be asked to upload your picture ID. Please note, if you do not see this requirement you have not completed the application.
- DO NOT repeat this process **multiple** times. Please contact 407.870.4891 if you need assistance.
- This form will take approximately 20 minutes to complete.

ATTENTION CHOICE PARENTS!

If your student is already enrolled in an Osceola County School, you do not need to fill out this application. This is for NEW students only.

Please login to your Parent Portal account [HERE](#). If you do not have a Parent Portal account yet, please navigate [HERE](#) to have one created.



Complete las 12 páginas
en su totalidad.



Apply for Enrollment

New Enrollment App

One, Test

Page 2 / 12



Basic Student Information:

Student's First Name as it appears on the Birth Certificate:*	<input type="text" value="Test"/>
Student's Middle Name as it appears on the Birth Certificate:	<input type="text"/>
Student's Last Name as it appears on the Birth Certificate:*	<input type="text" value="One"/>
Name of School Your Student will be Registering*	<input type="text" value="N/A"/>
Gender:*	<input type="text" value="N/A"/>
Student's Date of Birth :*	<input type="text" value="January 1 2017"/>
You may upload your child's Birth Certificate here:*	<input type="text" value="No Files"/>
Birth City:*	<input type="text"/>
Birth State:*	<input type="text" value="N/A"/>
Birth Country:*	<input type="text" value="United States [US]"/>
Student's Next Year's Grade Level:*	<input type="text" value="N/A"/>
Student's Social Security (OPTIONAL):	<input type="text"/>

Previous Page

Next Page

Save and Continue Later



Complete los campos requeridos, cargue el certificado de nacimiento de su hijo y haga clic en *Página Siguiente*.



Apply for Enrollment

New Enrollment App
One, Test

Page 3 / 12

Media Usage Permission

Osceola District Schools strives to celebrate the accomplishments of its students by sharing information with the community. To do this, Osceola School District may submit press releases to local media (newspapers, radio, television, online new blogs) that include student names, student work, student photographs, and video and/or voice records.

In addition, Osceola School District may choose to publish and/or display this information in District-sponsored publication, at various school or public functions, on the Osceola School District school channel, website(s), and various social media, or in the school yearbook. While the intent of this practice is to be informative and celebratory, Osceola School District recognizes that concerns may arise regarding a student's right to privacy and complies with the Federal Family Educational Rights and Privacy Act (FERPA).

Permiso Para Uso de Medios de Comunicación

Las Escuelas del Distrito de Osceola se esfuerzan por celebrar los logros de sus estudiantes al compartir información con la comunidad. Para hacer esto, el Distrito Escolar de Osceola puede optar por enviar comunicados de prensa a los medios de comunicación locales (periódicos, radio, televisión, blogs nuevos en línea) que incluyan nombres de estudiantes, trabajos de estudiantes, fotografías de estudiantes y registros de video y/o voz.

Además, el Distrito Escolar de Osceola puede optar por publicar y/o mostrar esta información en una publicación patrocinada por el Distrito, en varias funciones escolares o públicas, en el canal escolar del Distrito de Osceola, sitios web y varias redes sociales, o en el anuario escolar. Aunque la intención de esta práctica es de ser informativa y de celebración, el Distrito Escolar de Osceola reconoce que pueden surgir preocupaciones con respecto al derecho de un estudiante y su privacidad por lo cual cumple con la Ley Federal de Privacidad y Derechos Educativos de la Familia (FERPA).

Photo permission?

Video permission?

Directory Information Permission

Directory Information consists of the following student data:

Name; address; telephone number (if listed); participation in officially recognized activities and sports; weight and height (if an athletic team member); the name of the most recent previous school or program attended; dates of the attendance at an Osceola District School and degrees and honors received; date and place of birth.

Permiso de Información de Directorio

La información del directorio consta de los siguientes datos de los estudiantes:

Nombre; dirección; número de teléfono (si es publicado); participación en actividades y deportes oficialmente reconocidos; peso y altura (si es miembro de un equipo atlético); el nombre de la escuela o programa anterior mas reciente al que asistió; fechas de asistencia a una escuela del distrito de Osceola y títulos y honores recibidos; fecha y lugar de nacimiento.

Publish directory information?

Race & Ethnicity Information:

Every item in this application is required by Florida Statute and/or Florida Administrative Code. Please be sure to respond and select the appropriate ethnicity and race(s). Select multiple, if necessary.

Is your child Hispanic or Latino?

What is your child's race?

American Indian or Alaska Native

Asian

Black or African American

Native Hawaiian or other Pacific Islander

White

Previous Page

Next Page

Save and Continue Later



Complete los campos requeridos y de clic en *Página Siguiente.*



Apply for Enrollment

New Enrollment App
One, Test

Page 4 / 12

Student & Residency Information:

In the entry window below, you will be able to include both

- Contacts (people who know your child such as parents, relatives, etc)
 - Each of these contacts can be flagged as:
 - Custodial (court paper or birth certificate required)
 - Emergency contacts
 - To pick up your child from school
- Addresses and phone numbers
 - The child's residential address
 - Address and phone number of all of the contacts - associate the contacts with addresses

Please include at least one parent name, address and current phone number, and a minimum of three additional emergency contacts.

Student resides at the above address with:*

Do you currently live outside of Osceola county?*

What county do you currently reside?*

Do you have any court documents regarding custody?

Previous Page

Next Page

Save and Continue Later



Complete los campos requeridos y de clic en *Página Siguiente*.



Apply for Enrollment

New Enrollment App
One, Test

Page 5 / 12

Address Information:

Address Information

Physical Address*

Apt/Unit Number:

City*

State*

Zip Code*

+4 Zip Code:

Is this the student's primary address?

Is the mailing address the same as above?

Primary Phone Number*

The primary address is defined as the student's residency address.

Parents must provide proof of residency. Please check this [link](#) for the proofs of residency required and upload the documents.

You may upload the proof of residency documentation here.

Residency Documentation Upload

No Files

Previous Page

Next Page

Save and Continue Later



Complete
los
campos
requeridos
y de clic
en *Página
Siguiente.*



Apply for Enrollment

New Enrollment App

One, Test

Page 6 / 12

Contact Information:

(Please include your information under the contact information. Make sure to include your email address and phone number.)

Contact Information

First Name*

Middle Name

Last Name*

Relationship to student:* ▼

Parent email address:

Check the Custody field for any contact being added that has custodial rights to the child. Any contact that should be reached in the event of an emergency should be flagged as Emergency.

Custody of student?

Emergency Contact?

There are currently no saved contact details.

[+ Add More Contact Details](#)

Contact Address ▼

[Save Contact](#)

Sibling Information:

Please add the names and ages of this student's siblings in Osceola County Schools.

Name of First sibling

grade level of first sibling

Second sibling name

Grade level of second sibling

Name of third Sibling

Grade level of third sibling

[Previous Page](#)

[Next Page](#)

[Save and Continue Later](#)



Complete los campos requeridos y de clic en *Página Siguiente.*



Apply for Enrollment

New Enrollment App

One, Test

Page 7 / 12

Home Language Survey Questions:

Answering yes to one or more of the Home Language Survey questions, will require your child to be screened for English Language proficiency. **This is a state requirement.**

Is a language other than English used in the home?*

N/A ▼

Select the language spoken in the home.*

English [EN] ▼

Does the student have a first language other than English?*

N/A ▼

Select the student's first language.*

English [EN] ▼

Does the student most frequently speak a language other than English?*

N/A ▼

Select the student's most frequently spoken language.*

Not Applicable [ZZ] ▼

Date student entered first U.S. School

N/A ▼ N/A ▼ N/A ▼

Previous Page

Next Page

Save and Continue Later



Complete los campos requeridos
y de clic en *Página Siguiente*.



Apply for Enrollment

New Enrollment App

One, Test

Page 8 / 12

Additional Student Information:

Former/Other names(s) student has used

Is the student a child of a military family?

Is the student a child of a migratory agricultural worker?

Select the correct code that pertains to the student*

Does the student have any physical disabilities?

Has the student been in any of the following programs:

Does your child have an Individual Education Plan (IEP)?

Does your student have a 504 accommodation plan?

Has the student been referred for mental health services?

Previous Page

Next Page

Save and Continue Later



Complete los campos requeridos
y de clic en *Página Siguiente*.



Apply for Enrollment

New Enrollment App

One, Test

Page 9 / 12

Kindergarten Information

If registering for Kindergarten, complete the questions below.

Are you registering your student for Kindergarten?

Previous School Year Enrollment:

Has the student ever attended an Osceola School?

Name of last school attended?

Address of Last School Attended

Last School Attended Public or Private?

Previous Page

Next Page

Save and Continue Later



Responda las preguntas,
complete los campos requeridos
y de clic en *Página Siguiente*.



Apply for Enrollment

New Enrollment App

One, Test

Page 10 / 12

Your student's prior discipline information:

Has the student been expelled or referred to an alternative program for disciplinary reasons?

Has the student been arrested, charged, convicted or pled guilty to a felony?

Previous Page

Next Page

Save and Continue Later



Responda las preguntas
y de clic en *Página Siguiente*



Apply for Enrollment

New Enrollment App
One, Test

Page 11 / 12

Please upload the Picture ID of the Enrolling Parent here:

Picture ID of Enrolling Parent Upload *

No Files

Certification Statement:

I certify that all information given in this application is true and accurate to the best of my knowledge.

Certification Statement:*

Parent Signature:*

Enrolling Parent Signature:*

Signature Date:*

N/A



N/A



N/A



Previous Page

Next Page

Save and Continue Later



Añada su identificación con foto,
complete los campos requeridos
y haga clic en *Página Siguiente*



Apply for Enrollment

New Enrollment App

One, Test

Page 12 / 12

Click the [Submit and Finish Application](#) button below to submit your application.

Please check your email inbox! You should receive your confirmation email including instructions on how to log into the Focus Portal. If you don't see the email, please check your SPAM or JUNK folder. If you have questions please contact 407.870.4891 or email Student Services at Elizabeth.Lane@osceolaschools.net

Attention Choice Applicants

Please contact the Educational Choices and Innovation Department at 407-870-4847 or choiceprogramapplication@osceolaschools.net, if you have any questions regarding your Choice application.

Previous Page

Submit and Finish



Haga clic en *Enviar y Finalizar*.

Revise tu correo electrónico para confirmación y siguientes instrucciones.



Solo unos pocos pasos más en su portal para padres.

now

Entrando en el portal para padres

Students



I would like to ADD A CHILD who is already enrolled.

I would like to APPLY FOR ENROLLMENT for a new child.

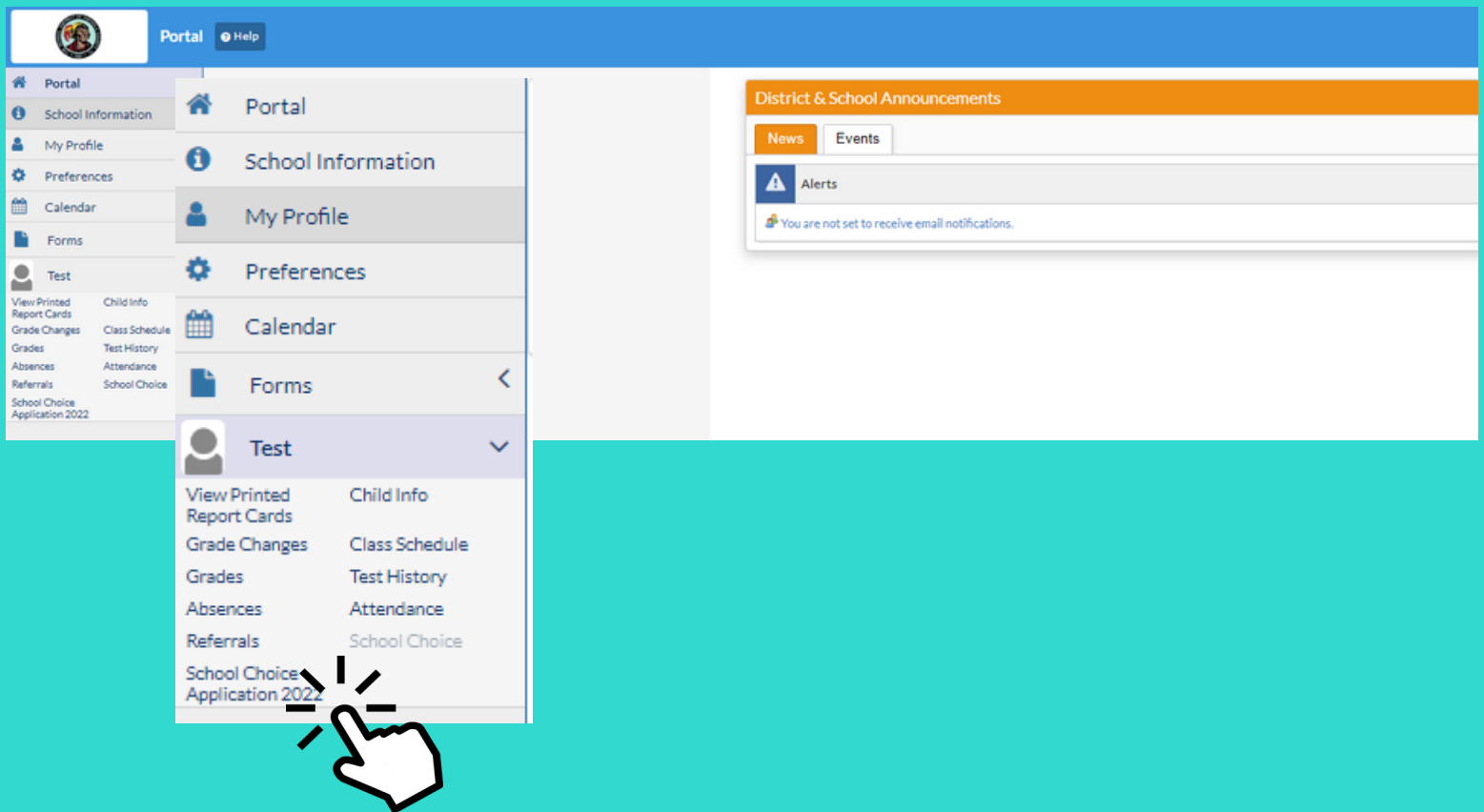
I am FINISHED adding students. Please take me to the Portal.



Si no necesita agregar o solicitar la inscripción de otro niño, haga clic en *"He terminado de agregar estudiantes. Por favor, llévame al Portal"*.


Si necesita agregar un niño o solicitar la inscripción, haga clic en el encasillado correspondiente y siga los pasos provistos.

Portal de padres:



Para solicitar los programas de selección, haga clic en el nombre de su hijo en el lado izquierdo, y luego seleccione "School Choice Application (año escolar)".

Aplicación de Programas de Selección

 School Choice Application 2022 [Help](#)

Welcome to the Choice Application for the 2022-2023 School Year!

Student Name Cna. Test	Student ID 5092278	Current Grade KG	Entering Grade 2022-2023 KG	Home Address 123 test rd	
Parent/Guardian Name osceola county	Home Phone 1231231234	Current School Applicants	Current Choice Program None	City kissimmee	Zip Code 34744
Parent Email osceolaschooltest@gmail.com	Work Phone 1231231234	Zoned School N/A	Gifted No	ESE Status None	Birth Date 2017-01-01

Please note that this data can only be changed at the school where the student is currently enrolled. Proof of address must be presented to change the address.

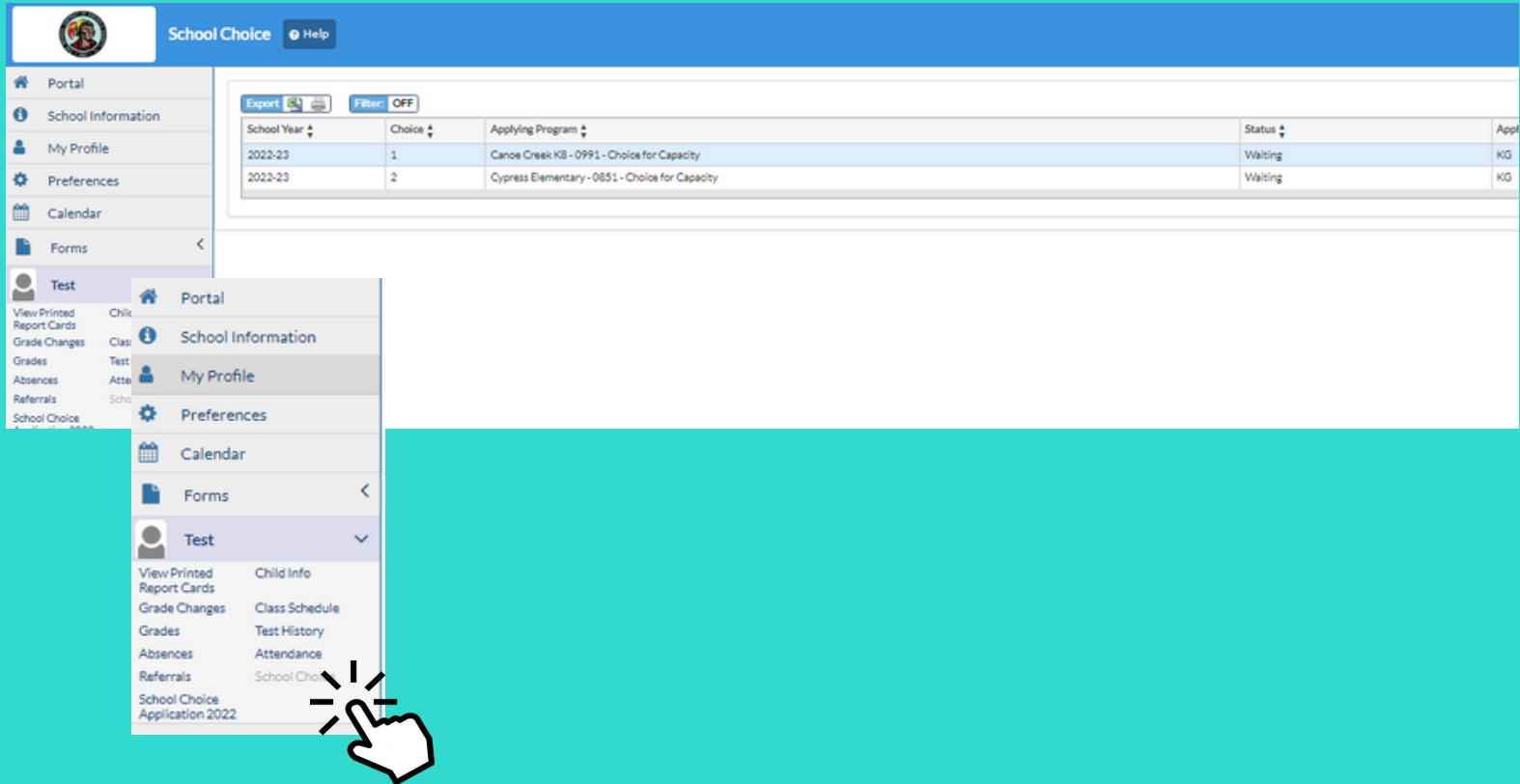
Active Military? <input type="checkbox"/> Applicants will be assigned through a lottery selection process. Priority will be granted to dependent children of active duty military personnel whose move resulted from military orders. Documentation is required.	Special Circumstance A? <input type="checkbox"/> Applicants will be assigned through a lottery selection process. Priority will be granted to children who have been relocated due to foster care placement in a different school zone. Documentation is required.	Special Circumstance B? <input type="checkbox"/> Applicants will be assigned through a lottery selection process. Priority will be granted to children who move due to a court-ordered change in custody due to separation, divorce, or the serious illness or death of a custodial parent. Documentation is required.	New Student? <input type="checkbox"/> Applicants will be assigned through a lottery selection process. Priority will be granted to who reside in the district. Please select this box if your child has never been enrolled in an Osceola District school but you currently reside within Osceola county or if your student is currently enrolled in a Charter school within Osceola county. Please refer to the School District of Osceola County Residency Policy & Guardianship Guidelines for additional information.
SDOC Employee? <input type="checkbox"/> Applicants will be assigned through a lottery selection process. Priority will be granted to children whose parent works for The School District of Osceola County.	SDOC Employee ID Number? <input type="text"/> If you currently work for The School District of Osceola County, please enter your employee number.	SDOC Employee School/ Department? <input type="text"/> If you are currently a SDOC employee, please fill out the name of your school or department.	SDOC Employee Position? <input type="text"/> If you are currently a SDOC employee, please provide your current position.

Choose Programs
You may make up to 2 Program choices. Select programs from (1) to (2), with (1) being your most desired program. Once you've selected your choice(s), make sure to click Save at the bottom of this screen. Please carefully review your choices as these are final and used for enrollment decisions.

Choice	Title	School	Program Description & Additional Requirements	Prior
<input checked="" type="checkbox"/>	Choice for Capacity	Bellalago Charter Academy K-3 - 0932	Choice for Capacity is offered if there are seats available beyond the offered Choice programs at a school. If you are not interested in a Choice program, you may select Choice for Capacity.	Non

Seleccione su escuela y programa de selección y haga clic en *Guardar* para enviar su solicitud electrónicamente.

Verifique el estatus de la aplicación:



The screenshot shows the 'School Choice' portal interface. On the left is a navigation menu with options: Portal, School Information, My Profile, Preferences, Calendar, Forms, and Test. The 'Test' menu is expanded, showing sub-options: View Printed Report Cards, Grade Changes, Grades, Absences, Referrals, School Choice Application 2022, Child Info, Class Schedule, Test History, Attendance, and School Choice. A hand cursor points to 'School Choice Application 2022'. The main content area displays a table of applications with columns: School Year, Choice, Applying Program, Status, and Appl. The table contains two rows of data.

School Year	Choice	Applying Program	Status	Appl
2022-23	1	Canoe Creek KB - 0991 - Choice for Capacity	Waiting	KG
2022-23	2	Cypress Elementary - 0851 - Choice for Capacity	Waiting	KG

1. Inicie la sesión en su portal para padres.
2. Haga clic en el nombre de su hijo en el lado izquierdo.
3. Haga clic en Selección de escuela.
4. Ve a el estado de su solicitud.